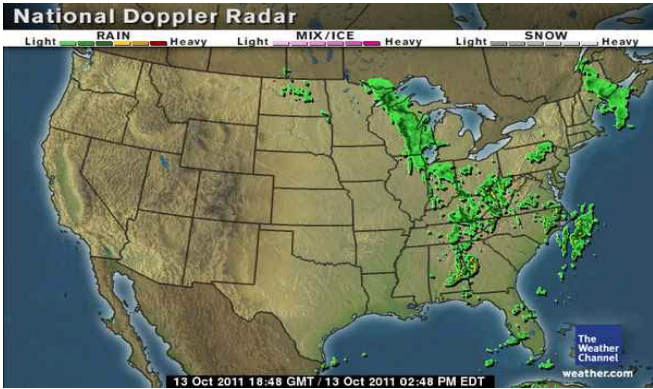




Riley Natural Gas Company

Energy Commodities Update For Close of Business October 13, 2011

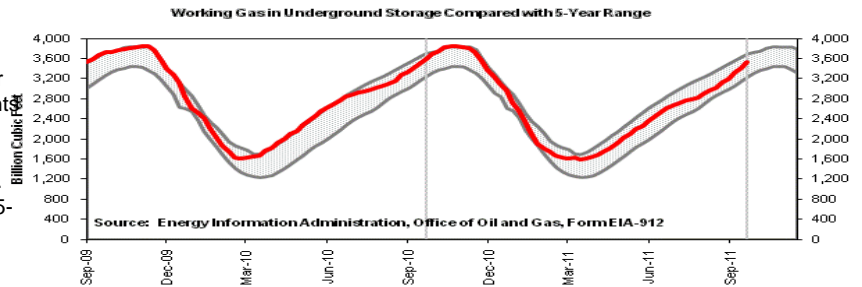
Market Update & Outlook



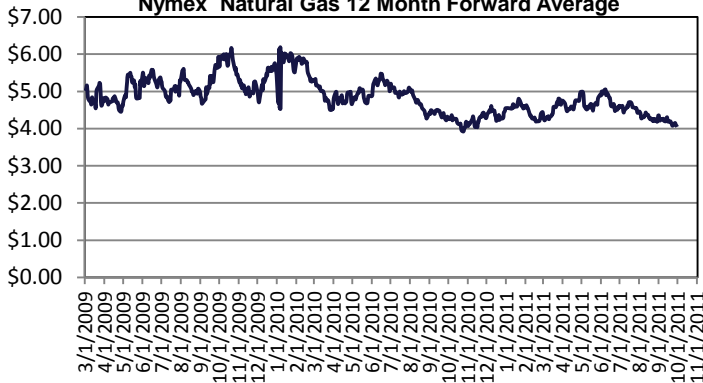
Weather:

- *A departing storm brings rain and showers to New York and New England
- * Rainfall could top 1 inch in several areas.
- *A cold front swinging through the Ohio Valley develops showers and thunderstorms from Pennsylvania and New Jersey southward through Virginia and West Virginia.
- *Some storms may become severe producing damaging wind gusts and hail in central and southern Virginia this afternoon and evening.
- * Highs in northern areas will be in the middle 50s to middle 60s.
- * Highs in southern areas reach the middle 60s to near 80.
- *The Midwest cold front swings through the region from southwest to northeast Friday continuing the threat of rain and thunderstorms.
- *Severe thunderstorms are possible from New Jersey to southern New England producing damaging wind gusts and hail.
- *Rainfall could be locally heavy in eastern Pennsylvania, New York and New England.

Storage to compare with 5 year range: Working gas in storage was 3,521 Bcf as of Friday, October 7, 2011, according to EIA estimates. This represents a net increase of 112 Bcf from the previous week. Stocks were 56 Bcf less than last year at this time and 68 Bcf above the 5-year average of 3,453 Bcf. In the East Region, stocks were 19 Bcf below the 5-year average following net injections of 54 Bcf.



Nymex Natural Gas 12 Month Forward Average



Market Watch: At the New York Mercantile Exchange, the price of the near-month contract (November 2011) fell about 8 cents, from \$3.570 per MMBtu last Wednesday to \$3.489 per MMBtu yesterday.

The price of the 12-month strip also fell, from \$4.047 per MMBtu last Wednesday to \$3.948 per MMBtu yesterday. All of the contracts in this year's winter strip (November 2011–March 2012) settled below \$4 per MMBtu on Wednesday. On October 12, 2010, the price of the November 2010 near month contract was \$3.629 per MMBtu, and the 12-month strip was \$4.248 per MMBtu.

Check out our new website at www.rileynaturalgas.com

Natural Gas Nymex Trading 10/13/11

Month	High	Low	Last	Change
Nov '11	\$3.531	\$3.531	\$3.531	\$0.042
Dec '11	\$3.814	\$3.814	\$3.814	\$0.023
Jan '12	\$3.971	\$3.971	\$3.971	\$0.021
Feb '12	\$3.989	\$3.989	\$3.989	\$0.019
Mar '12	\$3.953	\$3.953	\$3.953	\$0.014
Apr '12	\$3.941	\$3.941	\$3.941	\$0.012
May '12	\$3.977	\$3.977	\$3.977	\$0.012
Jun '12	\$4.018	\$4.018	\$4.018	\$0.011

Crude Oil Nymex Trading 10/13/11

Month	High	Low	Last	Change
Nov '11	\$84.23	\$84.23	\$84.23	(\$1.34)
Dec '11	\$84.45	\$84.45	\$84.45	(\$1.33)
Jan '12	\$84.63	\$84.63	\$84.63	(\$1.32)
Feb '12	\$84.85	\$84.85	\$84.85	(\$1.29)
Mar '12	\$85.05	\$85.05	\$85.05	(\$1.25)
Apr '12	\$85.16	\$85.16	\$85.16	(\$1.23)
May '12	\$85.27	\$85.27	\$85.27	(\$1.21)
Jun '12	\$85.38	\$85.38	\$85.38	(\$1.19)

October Indices

October Nymex - \$3.759
Columbia Gas Transmission- \$3.770
Dominion Transmission- \$3.840
Indices are the first of the month Index as published by Inside F.E.R.C.'s Gas Market Report.

Natural Gas Nymex Strip Prices

Strip	High	Low	Last	Change
6 mo	\$3.867	\$3.867	\$3.867	\$0.022
12 mo	\$3.963	\$3.963	\$3.964	\$0.017
Summer 12	\$4.043	\$4.043	\$4.045	\$0.011
Winter 11 - 12	\$3.852	\$3.852	\$3.852	\$0.024