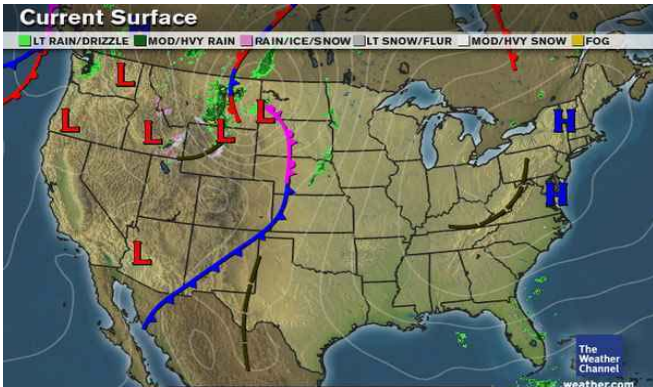




Market Update & Outlook

Current Surface



Weather:

* Areas of frost expected this morning in New England, New York, and northern Pennsylvania

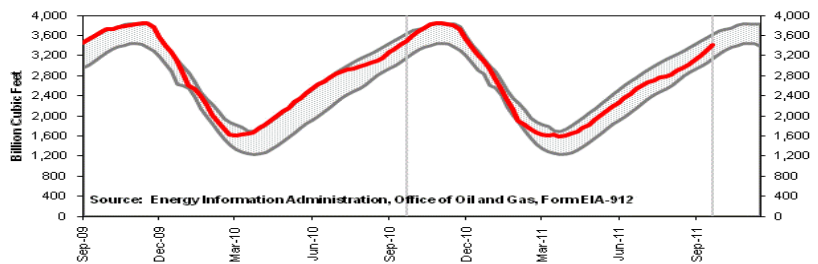
* Some coastal flooding possible this morning near Chesapeake Bay and the Tidal Potomac

* Warmer than average temperatures expected in the interior

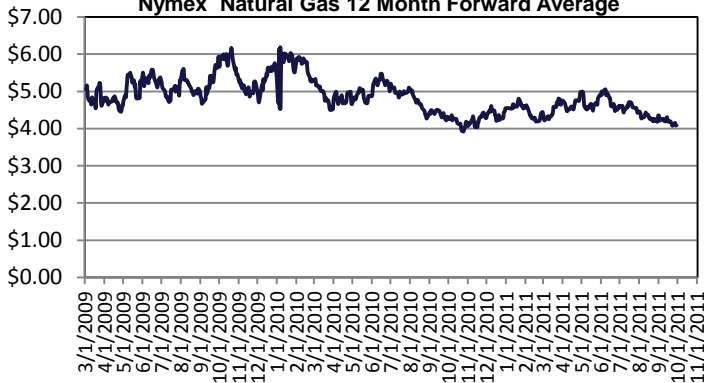
* Highs will range from the 50s in Maine to the low 80s in western West Virginia

Storage to compare with 5 year range: Working gas in storage was 3,409 Bcf as of Friday, September 30, 2011, according to EIA estimates. This represents a net increase of 97 Bcf from the previous week. Stocks were 78 Bcf less than last year at this time and 28 Bcf above the 5-year average of 3,381 Bcf. In the East Region, stocks were 33 Bcf below the 5-year average following net injections of 61 Bcf.

Working Gas in Underground Storage Compared with 5-Year Range



Nymex Natural Gas 12 Month Forward Average



Market Watch: At the NYMEX, the November 2011 contract decreased 22.9 cents (6.0 percent) from \$3.799 per MMBtu last Wednesday to \$3.560 per MMBtu yesterday. The contract dropped 18.2 cents from Thursday through Monday on the higher-than-average

triple-digit storage build last week, a rebounding gas-directed rig count, and fading weather loads—either cooling or heating.

Check out our new website at www.rileynaturalgas.com

Natural Gas Nymex Trading 10/06/11

Month	High	Low	Last	Change
Nov '11	\$3.598	\$3.598	\$3.598	\$0.028
Dec '11	\$3.916	\$3.916	\$3.916	\$0.032
Jan '12	\$4.091	\$4.091	\$4.091	\$0.033
Feb '12	\$4.113	\$4.113	\$4.113	\$0.034
Mar '12	\$4.045	\$4.045	\$4.080	\$0.031
Apr '12	\$4.045	\$4.030	\$4.067	\$0.031
May '12	\$4.090	\$4.065	\$4.099	\$0.031
Jun '12	\$4.105	\$4.105	\$4.138	\$0.031

Crude Oil Nymex Trading 10/06/11

Month	High	Low	Last	Change
Nov '11	\$79.18	\$79.18	\$82.59	\$2.91
Dec '11	\$82.80	\$82.80	\$82.80	\$2.97
Jan '12	\$82.93	\$82.93	\$82.93	\$2.97
Feb '12	\$83.09	\$83.09	\$83.09	\$2.98
Mar '12	\$83.24	\$83.24	\$83.24	\$2.97
Apr '12	\$83.39	\$83.39	\$83.39	\$2.96
May '12	\$83.56	\$83.56	\$83.56	\$2.94
Jun '12	\$83.75	\$83.75	\$83.75	\$2.91

October Indices

October Nymex - \$3.759
Columbia Gas Transmission- \$3.770
Dominion Transmission- \$3.840
Indices are the first of the month Index as published by Inside F.E.R.C.'s Gas Market Report.

Natural Gas Nymex Strip Prices

Strip	High	Low	Last	Change
6 mo	\$3.968	\$3.966	\$3.978	\$0.032
12 mo	\$4.062	\$4.057	\$4.077	\$0.031
Summer 12	\$4.140	\$4.131	\$4.162	\$0.030
Winter 11 - 12	\$3.953	\$3.953	\$3.960	\$0.032