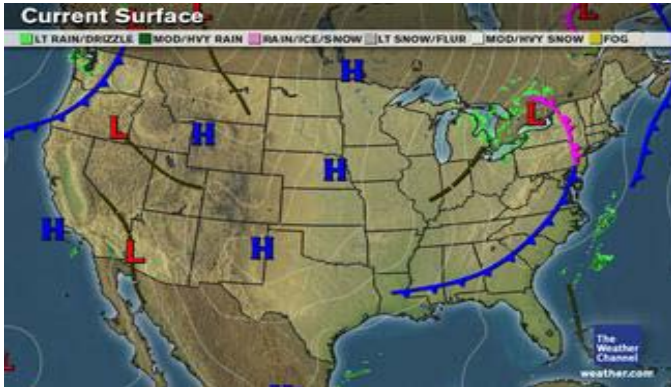




Market Update & Outlook



Weather:

* Rain is possible in the interior today and across much of the region tonight

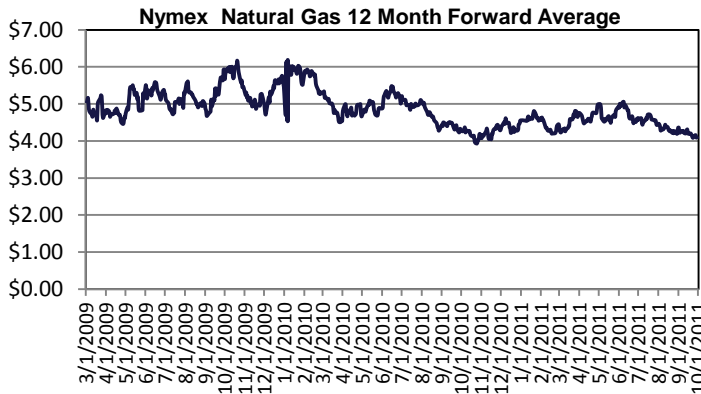
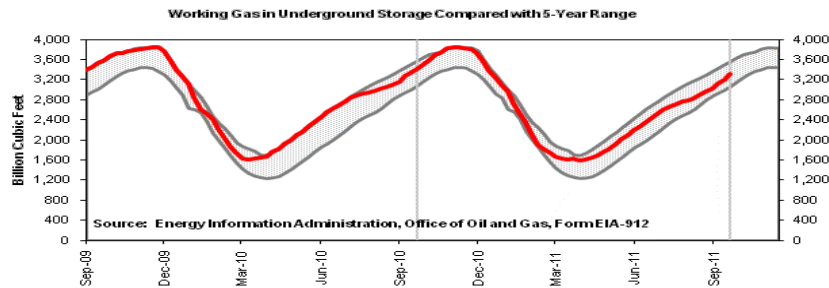
* Some thunder is possible along the coast during the day and in Northern New England tonight

* Some snow is possible tonight in the higher elevations of eastern West Virginia

* Warmer than average temperatures are expected in New England, with cooler than average temperatures in the interior

* Highs will range from the lower 50s in the interior to the upper 70s along the coast

Storage to compare with 5 year range: Working gas in storage was 3,312 Bcf as of Friday, September 23, 2011, according to EIA estimates. This represents a net increase of 111 Bcf from the previous week. Stocks were 91 Bcf less than last year at this time and 5 Bcf above the 5-year average of 3,307 Bcf. In the East Region, stocks were 52 Bcf below the 5-year average following net injections of 67 Bcf.



Market Watch: At the NYMEX, the November 2011 contract moved into the near-month spot, and dropped from \$3.820 per MMBtu last Wednesday to \$3.799 per MMBtu yesterday. The October contract closed at \$3.759 per MMBtu yesterday, up only slightly from its 3.730 close last Wednesday. The 12-month strip (the average of the 12 contracts between November 2011 and October 2012) remained relatively steady over the week, closing at \$4.133 per MMBtu last Wednesday and \$4.136 per MMBtu yesterday.

Check out our new website at www.rileynaturalgas.com

Natural Gas Nymex Trading 09/30/11

Month	High	Low	Last	Change
Nov'11	\$3.750	\$3.700	\$3.747	(\$0.052)
Dec'11	\$4.015	\$4.015	\$4.015	(\$0.026)
Jan'12	\$4.162	\$4.162	\$4.162	(\$0.023)
Feb'12	\$4.181	\$4.181	\$4.181	(\$0.022)
Mar'12	\$4.147	\$4.147	\$4.147	(\$0.023)
Apr'12	\$4.134	\$4.134	\$4.134	(\$0.024)
May'12	\$4.167	\$4.167	\$4.167	(\$0.025)

Crude Oil Nymex Trading 09/30/11

Month	High	Low	Last	Change
Nov'11	\$83.50	\$82.90	\$82.14	\$0.93
Dec'11	\$82.34	\$82.34	\$82.34	\$0.88
Jan'12	\$82.55	\$82.55	\$82.55	\$0.82
Feb'12	\$82.75	\$82.75	\$82.75	\$0.75
Mar'12	\$82.98	\$82.98	\$82.98	\$0.70
Apr'12	\$83.21	\$83.21	\$83.21	\$0.66
May'12	\$83.49	\$83.49	\$83.49	\$0.64

October Indices

October Nymex - \$3.759
Columbia Gas Transmission- \$3.770
Dominion Transmission- \$3.840
Indices are the first of the month Index as published by Inside F.E.R.C.'s Gas Market Report.

Natural Gas Nymex Strip Prices

Strip	High	Low	Last	Change
6 mo	\$4.065	\$4.057	\$4.064	(\$0.028)
12 mo	\$4.160	\$4.156	\$4.155	(\$0.029)
Summer 12	\$4.238	\$4.238	\$4.230	(\$0.028)
Winter 11 - 12	\$4.051	\$4.041	\$4.050	(\$0.029)