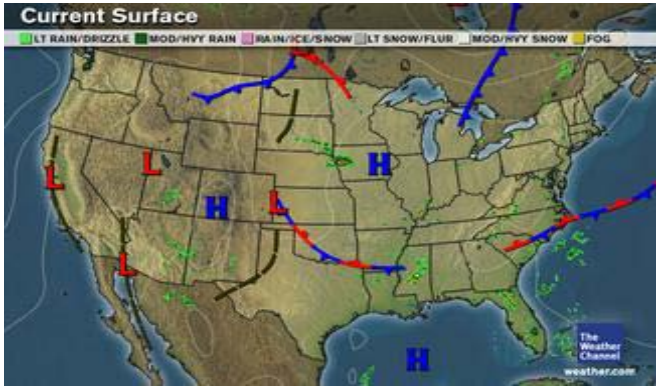




Market Update & Outlook



Weather:

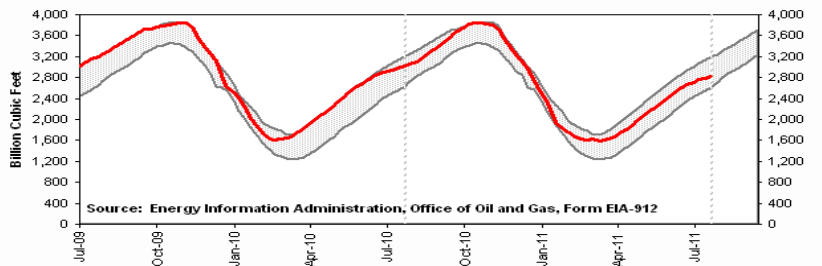
- A cold front brings showers and thunderstorms back into the region.
- Widespread heavy rainfall is not expected.
- However, some thunderstorms may contain heavy downpours that produce an inch or more of rain.
- None of the thunderstorms are expected to be severe.
- High temperatures should be mostly in the 80s, although a few lower 90s are possible near Washington, DC and Baltimore.
- Showers and thunderstorms are possible for most areas again Friday.

****HASTINGS EXTRACTION PLANT, OUT OF SERVICE, ANNUAL MAINTENANCE****

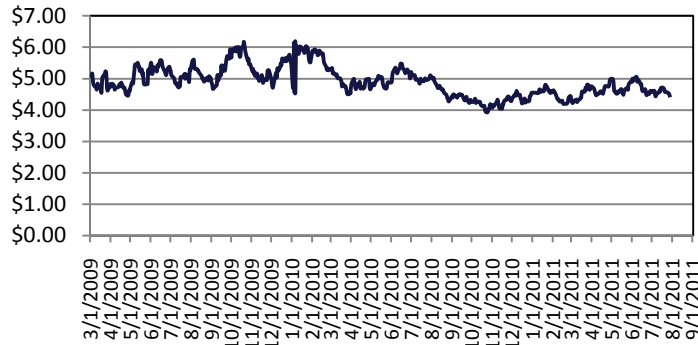
Dominion Transmission, Inc (DTI) will take the Hastings Extraction Plant out of service for planned maintenance on Tuesday, August 30, 2011 at 5:30am until Wednesday, August 31, 2011

Storage to compare with 5 year range: Working gas in storage was 2,833 Bcf as of Friday, August 12, 2011, according to EIA estimates. This represents a net increase of 50 Bcf from the previous week. Stocks were 175 Bcf less than last year at this time and 73 Bcf below the 5-year average of 2,906 Bcf. In the East Region, stocks were 120 Bcf below the 5-year average following net injections of 48 Bcf.

Working Gas in Underground Storage Compared with 5-Year Range



Nymex Natural Gas 12 Month Forward Average



Market Watch: A slightly larger-than-expected build to storage stocks pushed the NYMEX September gas futures contract down 4.1 cents Thursday to a \$3.892/MMBtu settlement. Cash prices inched a few cents higher or lower at most points. Before the Energy Information reported a 50-Bcf storage build the contract was up slightly on an updated National Hurricane Center outlook. A tropical wave near Jamaica became more organized with an 80% chance of developing into a tropical cyclone over the next 48 hours, NHC said.

Check out our new website at www.rileynaturalgas.com

Natural Gas Nymex Trading 08/18/11

Month	High	Low	Last	Change
Sep '11	\$3.920	\$3.920	\$3.892	(\$0.041)
Oct '11	\$3.885	\$3.885	\$3.899	(\$0.044)
Nov '11	\$4.038	\$4.038	\$4.038	(\$0.046)
Dec '11	\$4.271	\$4.271	\$4.271	(\$0.042)
Jan '12	\$4.395	\$4.395	\$4.377	(\$0.040)
Feb '12	\$4.400	\$4.400	\$4.379	(\$0.038)
Mar '12	\$4.365	\$4.365	\$4.349	(\$0.040)
Apr '12	\$4.340	\$4.340	\$4.322	(\$0.038)

Crude Oil Nymex Trading 08/18/11

Month	High	Low	Last	Change
Sep '11	\$82.38	\$82.38	\$82.38	(\$5.20)
Oct '11	\$82.51	\$82.51	\$82.51	(\$5.22)
Nov '11	\$82.83	\$82.83	\$82.83	(\$5.22)
Dec '11	\$83.19	\$83.19	\$83.19	(\$5.23)
Jan '12	\$83.54	\$83.54	\$83.54	(\$5.22)
Feb '12	\$83.91	\$83.91	\$83.91	(\$5.19)
Mar '12	\$84.31	\$84.31	\$84.31	(\$5.16)
Apr '12	\$84.71	\$84.71	\$84.71	(\$5.14)

August Indices

August Nymex - \$4.370
Columbia Gas Transmission- \$ 4.450
Dominion Transmission- \$4.490
Indices are the first of the month Index as published by Inside F.E.R.C.'s Gas Market Report.

Natural Gas Nymex Strip Prices

Strip	High	Low	Last	Change
6 mo	\$4.152	\$4.152	\$4.143	(\$0.042)
12 mo	\$4.273	\$4.273	\$4.263	(\$0.040)
Summer 11	\$3.903	\$3.903	\$3.896	(\$0.043)
Winter 11 - 12	\$4.294	\$4.294	\$4.283	(\$0.041)