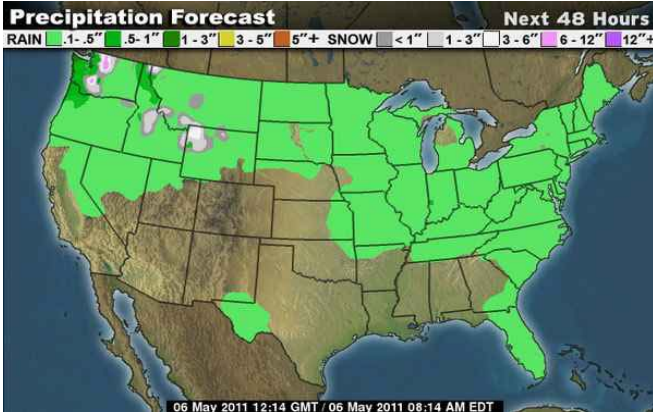




Market Update & Outlook



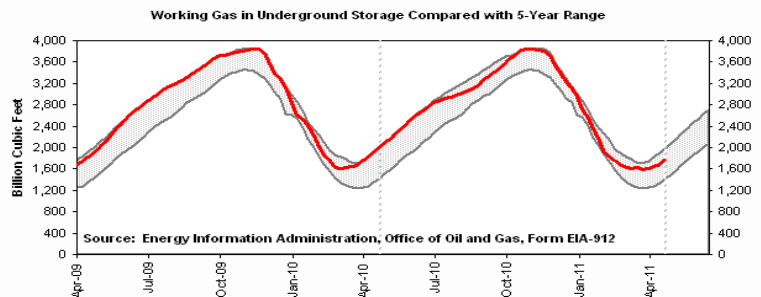
Weather: A departing system will bring some rain and snow to northern parts of New England and New York on Friday. Some accumulating snow is possible in the higher elevations of Northern New England. Another system will bring rain and some thunderstorms to the interior and Mid-Atlantic on Friday and region-wide Friday night. Temperatures will generally be near average across the region.




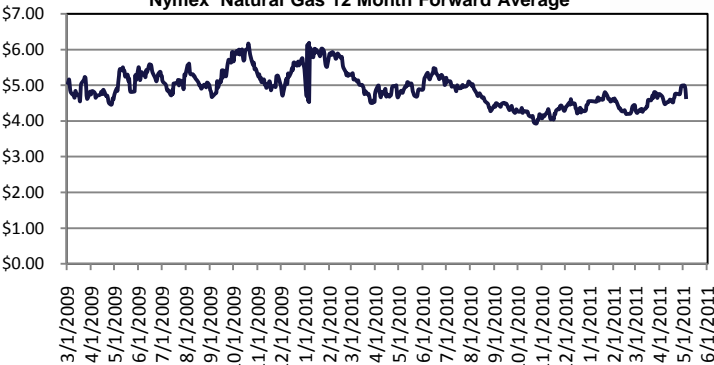
Did You Know? Natural Gas is America's New Energy Frontier - New technologies creating new energy.

Technological innovation has opened the door to abundant new energy resources in the U.S. We now have over a 100-year supply of clean-burning natural gas that we didn't know about just a few years ago. The natural gas industry supports nearly 4 million jobs and adds more than \$385 billion to the national economy.

Storage to compare with 5 year range: Working gas in storage was 1,757 Bcf as of Friday, April 29, 2011, according to EIA estimates. This represents a net increase of 72 Bcf from the previous week. Stocks were 226 Bcf less than last year at this time and 17 Bcf below the 5-year average of 1,774 Bcf. In the East Region, stocks were 98 Bcf below the 5-year average following net injections of 41 Bcf.



Nymex Natural Gas 12 Month Forward Average



Market Watch: At the NYMEX, the price of the contract for June delivery increased \$0.17 cents per MMBtu during the report week. The price of the June contract reached as high as \$4.70 during the report week, which was the highest closing price for a near-month contract

since January 2011. While the price of contracts through the summer experienced similar increases on the week, prices for next winter declined by slightly less (an average of \$0.14 cents). As of yesterday, the 12-month strip, which is the average for natural gas futures contracts over the next year, was priced at \$4.90 per MMBtu, an increase of about \$0.15 cents, or 3.1 percent, since last Wednesday.

Check out our new website at www.rileynaturalgas.com

Natural Gas Nymex Trading 5/5/11

Month	High	Low	Last	Change
Jun '11	\$4.261	\$4.261	\$4.261	(\$0.316)
Jul '11	\$4.331	\$4.331	\$4.331	(\$0.313)
Aug '11	\$4.376	\$4.376	\$4.376	(\$0.311)
Sep '11	\$4.396	\$4.396	\$4.396	(\$0.310)
Oct '11	\$4.438	\$4.438	\$4.438	(\$0.307)
Nov '11	\$4.825	\$4.825	\$4.594	(\$0.286)
Dec '11	\$4.815	\$4.815	\$4.815	(\$0.277)
Jan '12	\$5.160	\$5.160	\$4.935	(\$0.277)

Crude Oil Nymex Trading 5/5/11

Month	High	Low	Last	Change
Jun '11	\$99.800	\$99.800	\$99.800	(\$9.440)
Jul '11	\$100.340	\$100.340	\$100.340	(\$9.390)
Aug '11	\$100.640	\$100.640	\$100.640	(\$9.360)
Sep '11	\$100.850	\$100.850	\$100.850	(\$9.320)
Oct '11	\$100.920	\$100.920	\$100.920	(\$9.290)
Nov '11	\$100.960	\$100.960	\$100.960	(\$9.280)
Dec '11	\$101.000	\$101.000	\$101.000	(\$9.260)
Jan '12	\$100.930	\$100.930	\$100.930	(\$9.250)

May Indices

May Nymex - \$4.377
Columbia Gas Transmission- \$4.500
Dominion Transmission- \$4.560
*Indices are the first of the month Index as published by Inside F.E.R.C.'s Gas Market Report.

Natural Gas Nymex Strip Prices

Strip	High	Low	Last	Change
6 mo	\$4.438	\$4.438	\$4.399	(\$0.307)
12 mo	\$4.671	\$4.671	\$4.615	(\$0.283)
Summer 11	\$4.360	\$4.360	\$4.360	(\$0.311)
Winter 11 - 12	\$4.957	\$4.957	\$4.823	(\$0.274)