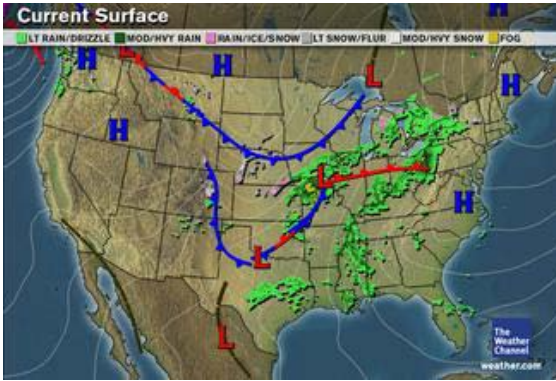


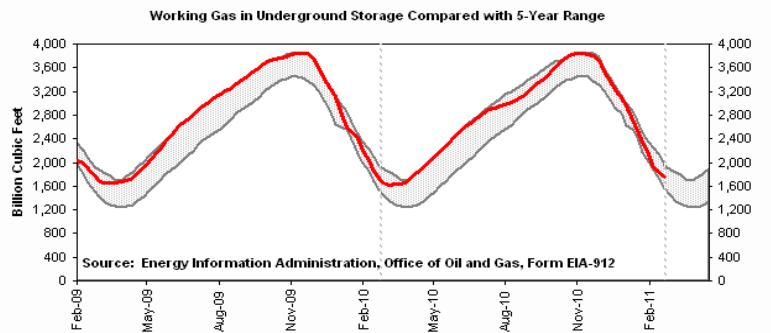


### Market Update & Outlook

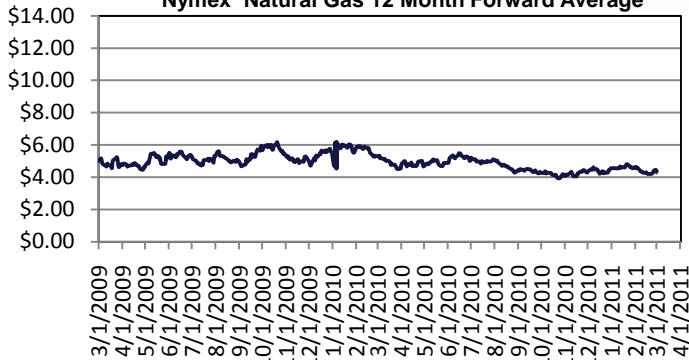


**Weather:** A few showers will begin to move into the interior Northeast today and tonight ahead of the system currently impacting the Central U.S. A mix of precipitation types, mostly rain and snow, can be expected tonight in central and northern New York. Rain chances will slowly increase across the region over the weekend with a mix of precipitation types expected in the Adirondacks and into Northern New England tomorrow, which should become mostly rain by tomorrow night. Rain will begin to mix with and change to snow in the interior on Sunday as colder air begins to move in. By Monday, the precipitation will begin to wind down: rain chances will continue along the coast, with a mix and snow expected from central Pennsylvania to northern Maine. Another system will impact the region mid to late week next week. Highs today will range from the teens in the higher elevations of Northern New England to the low 60s in western West Virginia.

**Storage to compare with 5 year range:** Working gas in storage was 1,745 Bcf as of Friday, February 25, 2011, according to EIA estimates. This represents a net decline of 85 Bcf from the previous week. Stocks were 9 Bcf less than last year at this time and 15 Bcf below the 5-year average of 1,760 Bcf. In the East Region, stocks were 80 Bcf below the 5-year average following net withdrawals of 71 Bcf.



#### Nymex Natural Gas 12 Month Forward Average



**Market Watch:** At the NYMEX, the price of the April 2011 natural gas contract fell slightly. The April 2011 contract (which moved into the near-month position on Friday, February 25) fell about \$0.12 cents from \$3.936 per MMBtu last Thursday to \$3.818 yesterday. The March contract expired at \$3.793 per MMBtu, having fallen about 12 percent during its time as the near-month contract. The value of the 12-month strip (the average of the 12 contracts between April 2011 and March 2012) fell from \$4.34 per MMBtu last Wednesday to \$4.25 yesterday.

#### Natural Gas Nymex Trading 2/24/11

Month	High	Low	Last	Change
Apr'11	\$3.790	\$3.785	\$3.778	(\$0.040)
May'11	\$3.859	\$3.859	\$3.859	(\$0.035)
Jun'11	\$3.932	\$3.932	\$3.932	(\$0.029)
Jul'11	\$4.030	\$4.030	\$4.011	(\$0.026)
Aug'11	\$4.065	\$4.065	\$4.046	(\$0.025)
Sep'11	\$4.080	\$4.080	\$4.060	(\$0.024)
Oct'11	\$4.130	\$4.130	\$4.106	(\$0.024)
Nov'11	\$4.315	\$4.315	\$4.294	(\$0.025)

#### Crude Oil Nymex Trading 2/24/11

Month	High	Low	Last	Change
Apr'11	\$101.910	\$101.910	\$101.910	(\$0.320)
May'11	\$103.090	\$103.090	\$103.090	(\$0.390)
Jun'11	\$103.770	\$103.770	\$103.770	(\$0.260)
Jul'11	\$104.250	\$104.250	\$104.250	(\$0.220)
Aug'11	\$104.540	\$104.540	\$104.540	(\$0.180)
Sep'11	\$104.780	\$104.780	\$104.780	(\$0.120)
Oct'11	\$104.960	\$104.960	\$104.960	(\$0.070)
Nov'11	\$105.110	\$105.110	\$105.110	(\$0.030)

#### March Indices

March Nymex - \$3.793  
Columbia Gas Transmission- \$3.900  
Dominion Transmission- \$3.930  
\*Indices are the first of the month Index as published by Inside F.E.R.C.'s Gas Market Report.

#### Natural Gas Nymex Strip Prices

Strip	High	Low	Last	Change
6 mo	\$3.959	\$3.959	\$3.948	(\$0.030)
12 mo	\$4.239	\$4.238	\$4.223	(\$0.028)
Summer 11	\$3.984	\$3.983	\$3.970	(\$0.029)
Winter 11 - 12	\$4.596	\$4.596	\$4.577	(\$0.026)