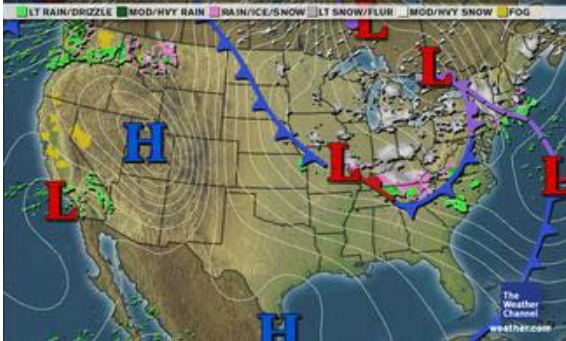




Market Update & Outlook

Current Surface

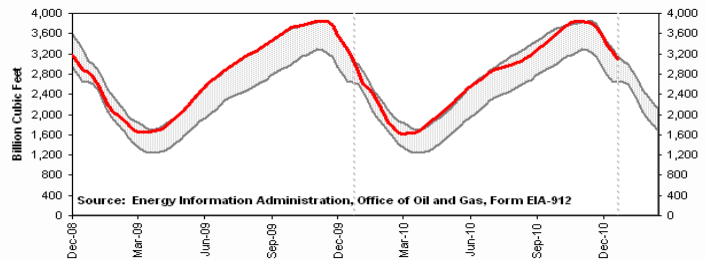


Weather: Northeast snow and a winter storm in the South

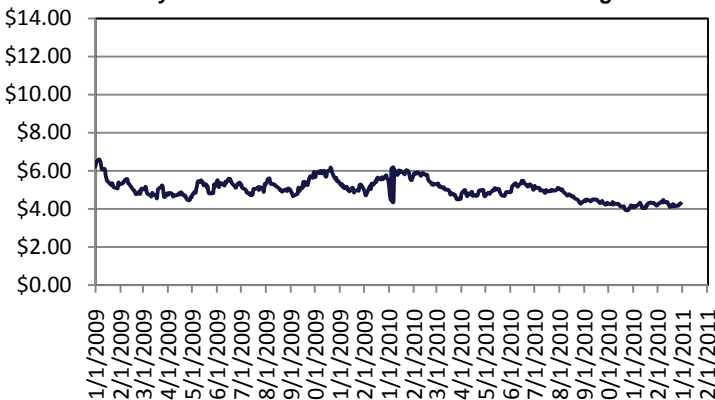
A complex weather system will bring snow to the Northeast. The greatest chance of snow is expected to be between Long Island and the Great Lakes through the day, in Western New England and northern New York tonight, with snow showers expected across the region tomorrow and tomorrow night, slowly tapering off as an area of low pressure moves up the coast and towards Canada. Lake-effect snows are also expected near the Great Lakes. Breezy or windy conditions are expected across the region on Sunday with some snow showers possible in New England and near the Great Lakes. Another shot at snow will come to the region around midweek next week. Highs today will mostly be in the 20s and 30s, with a few teens possible in higher elevations and in southwestern New York.

Storage to compare with 5 year range: Working gas in storage was 3,097 Bcf as of Friday, December 31, 2010, according to EIA estimates. This represents a net decline of 135 Bcf from the previous week. Stocks were 48 Bcf less than last year at this time and 190 Bcf above the 5-year average of 2,907 Bcf. In the East Region, stocks were 23 Bcf below the 5-year average following net withdrawals of 81 Bcf.

Working Gas in Underground Storage Compared with 5-Year Range



Nymex Natural Gas 12 Month Forward Average



Market Watch: At the NYMEX, the price of the February 2011 contract increased 18.6 cents, from \$4.287 per MMBtu to \$4.473 per MMBtu. During intraweek trading, daily prices oscillated up 31.2 cents and down 19.6 cents per MMBtu in response to the changing weather forecasts reported in the trade press. The differential between Henry Hub spot and NYMEX futures prices oscillated, reversing from 9.7 cents per MMBtu in favor of NYMEX a week ago to 4.7 cents per MMBtu in favor of Henry Hub spot yesterday.

Natural Gas Nymex Trading 1/6/11

Month	High	Low	Last	Change
Feb '11	\$4.434	\$4.434	\$4.434	(\$0.039)
Mar '11	\$4.404	\$4.404	\$4.404	(\$0.037)
Apr '11	\$4.375	\$4.375	\$4.375	(\$0.031)
May '11	\$4.410	\$4.410	\$4.410	(\$0.030)
Jun '11	\$4.451	\$4.451	\$4.451	(\$0.029)
Jul '11	\$4.513	\$4.513	\$4.513	(\$0.027)
Aug '11	\$4.545	\$4.545	\$4.545	(\$0.027)
Sep '11	\$4.556	\$4.556	\$4.556	(\$0.027)

Crude Oil Nymex Trading 1/6/11

Month	High	Low	Last	Change
Feb '11	\$88.380	\$88.380	\$88.380	(\$1.920)
Mar '11	\$89.750	\$89.750	\$89.750	(\$1.670)
Apr '11	\$90.900	\$90.900	\$90.900	(\$1.490)
May '11	\$91.840	\$91.840	\$91.840	(\$1.390)
Jun '11	\$92.540	\$92.540	\$92.540	(\$1.330)
Jul '11	\$93.090	\$93.090	\$93.090	(\$1.290)
Aug '11	\$93.460	\$93.460	\$93.460	(\$1.250)
Sep '11	\$93.720	\$93.720	\$93.720	(\$1.200)

January Indices

January Nymex - \$4.216
Columbia Gas Transmission- \$4.380
Dominion Transmission- \$4.570
*Indices are the first of the month Index as published by Inside F.E.R.C.'s Gas Market Report.

Natural Gas Nymex Strip Prices

Strip	High	Low	Last	Change
6 mo	\$4.431	\$4.431	\$4.431	(\$0.032)
12 mo	\$4.607	\$4.607	\$4.607	(\$0.030)
Winter 10 -11	\$4.419	\$4.419	\$4.419	(\$0.038)
Summer 11	\$4.496	\$4.496	\$4.496	(\$0.028)