

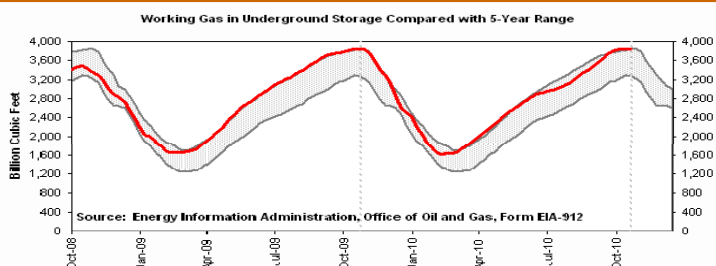


Market Update & Outlook


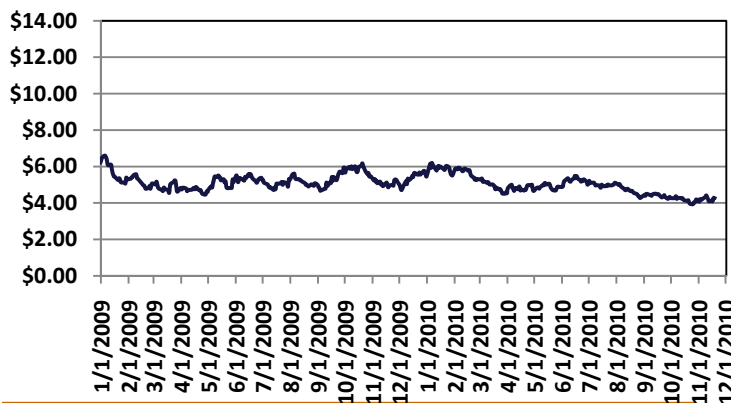


Weather: The biggest travel trouble in the Northeast will be wind from New York City north and eastward through the remainder of eastern New York and New England. Sustained winds of 15 to 25 mph and a few gusts over 40 mph are expected. The winds may be strong enough to cause some rough driving conditions for high profile vehicles. Delays should be expected at the airports around New York City and in Boston due to the winds. The remainder of the region should have a mostly sunny and breezy day. High temperatures should range from the middle 20s to middle 30s in northern New York and northern New England to the upper 40s to middle 50s from Pennsylvania and New Jersey southward to Virginia.

Storage to compare with 5 year range: Working gas in storage was 3,837 Bcf as of Friday, November 19, 2010, according to EIA estimates. This represents a net decline of 6 Bcf from the previous week. Stocks were 2 Bcf higher than last year at this time and 334 Bcf above the 5-year average of 3,503 Bcf. In the East Region, stocks were 74 Bcf above the 5-year average following net withdrawals of 10 Bcf.



Nymex Natural Gas 12 Month Forward Average



Market Watch: W. Va. gas drillers brace for new rules, fees Gas industry officials in West Virginia are bracing for a host of new regulations and fees likely to be imposed next year, though the extent of those measures is far from clear. Industry trade groups generally support a draft bill crafted by the West Virginia Department of Environmental Protection, which is expected to be introduced during the next legislative session in January. But they strongly object to a bill already in the legislative pipeline that would levy what producers consider unreasonably high remaining two years of Manchin's term.



Our office will be closed on Thursday, 11/25/10 and Friday, 11/26/10. Have a Safe and Happy Thanksgiving!

Natural Gas Nymex Trading 11/24/10

Month	High	Low	Last	Change
Dec'10	\$4.370	\$4.195	\$4.240	(\$0.024)
Jan'11	\$4.505	\$4.400	\$4.400	(\$0.015)
Feb'11	\$4.375	\$4.375	\$4.394	(\$0.027)
Mar'11	\$4.353	\$4.353	\$4.353	(\$0.023)
Apr'11	\$4.308	\$4.308	\$4.308	(\$0.019)
May'11	\$4.310	\$4.305	\$4.333	(\$0.018)
Jun'11	\$4.355	\$4.355	\$4.378	(\$0.020)
Jul'11	\$4.410	\$4.410	\$4.435	(\$0.021)

Crude Oil Nymex Trading 11/24/10

Month	High	Low	Last	Change
Jan'11	\$81.400	\$81.400	\$83.860	\$2.610
Feb'11	\$84.430	\$84.430	\$84.430	\$2.600
Mar'11	\$84.940	\$84.940	\$84.940	\$2.590
Apr'11	\$85.320	\$85.320	\$85.320	\$2.580
May'11	\$85.630	\$85.630	\$85.630	\$2.560
Jun'11	\$85.910	\$85.910	\$85.910	\$2.540
Jul'11	\$86.140	\$86.140	\$86.140	\$2.520
Aug'11	\$86.340	\$86.340	\$86.340	\$2.500

December Indices

December Nymex - \$4.240

Columbia Gas Transmission- TBD

Dominion Transmission- TBD

*Indices are the first of the month Index as published by Inside F.E.R.C.'s Gas Market Report.

Natural Gas Nymex Strip Prices

Strip	High	Low	Last	Change
6 mo	\$4.370	\$4.323	\$4.338	(\$0.021)
12 mo	\$4.440	\$4.416	\$4.434	(\$0.019)
Winter 10 -11	\$4.401	\$4.331	\$4.347	(\$0.022)
Summer 11	\$4.414	\$4.413	\$4.431	(\$0.018)