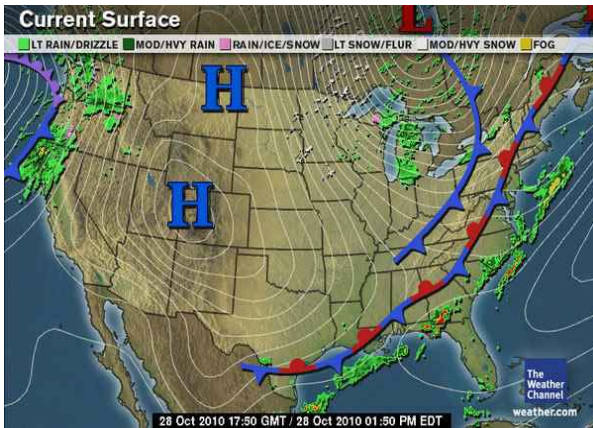




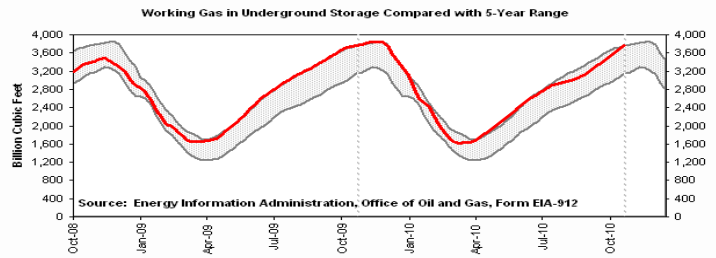
Market Update & Outlook

Weather: Most of the region enjoys a sunny to partly cloudy and mild to warm day today. However, the big storm that pounded the Midwest earlier this week will still bring some impacts to parts of the region. Gusty winds are expected in western Pennsylvania, western and northern New York and portions of northern New England. Sustained winds of 15 to 25 mph with a few gusts near 40 mph are possible. The winds blow colder air across the warmer waters of Lake Erie and Lake Ontario producing a rain showers off their eastern shores in west-central New York, southwestern New York and northwestern Pennsylvania. Showers and thunderstorms are still possible in extreme southeastern Virginia throughout the day today. A few of them could contain strong wind gusts and an isolated tornado. East of the Appalachian Mountains high temperatures should reach the middle 60s to upper 70s with the warmest readings occurring in eastern Virginia. Much cooler temperatures are in store for western New York and western Pennsylvania with highs in the middle 40s to lower 50s. Elsewhere temperatures should reach the upper 50s to middle 60s this afternoon.

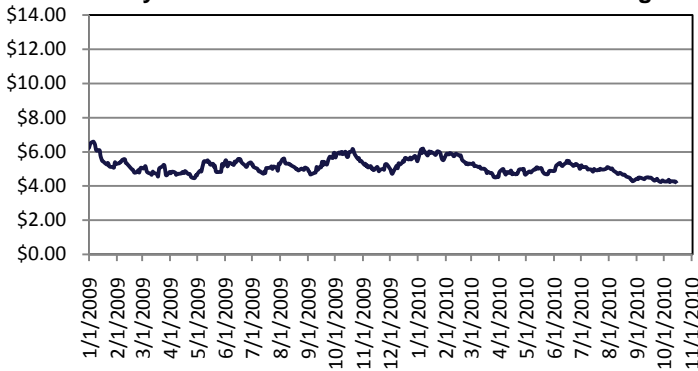


Check out our website at www.rileynaturalgas.com

Storage to compare with 5 year range: Working gas in storage was 3,754 Bcf as of Friday, October 22, 2010, according to EIA estimates. This represents a net increase of 71 Bcf from the previous week. Stocks were 1 Bcf less than last year at this time and 312 Bcf above the 5-year average of 3,442 Bcf. In the East Region, stocks were 69 Bcf above the 5-year average following net injections of 34 Bcf.



Nymex Natural Gas 12 Month Forward Average



Market Watch: At the NYMEX, the price of the November 2010 contract decreased in four of the five trading days during the report week. Its price at final expiration (Wednesday, October 27) was \$3.292 per MMBtu, which was \$0.25 cents lower than the prior week and the lowest expiration price in 13 months. The November 2010 contract settled about 14 percent lower than the October 2010 contract expiration price of \$3.837 per MMBtu and 23 percent lower than the November 2009 contract expiration price of \$4.289. The 12-month strip, which is the average price of natural gas futures contracts over the next year, ended trading yesterday at \$4.02 per MMBtu, which was \$0.12 lower than the price of the strip last week. The current (October 27) price of the December 2010 contract is about \$1.52 per MMBtu lower than the price of the December 2009 contract at this time last year.

Natural Gas Nymex Trading 10/28/10

Month	High	Low	Last	Change
Dec'10	\$3.890	\$3.890	\$3.890	\$0.127
Jan'11	\$4.130	\$4.130	\$4.134	\$0.109
Feb'11	\$4.157	\$4.157	\$4.157	\$0.094
Mar'11	\$4.116	\$4.116	\$4.116	\$0.092
Apr'11	\$4.091	\$4.091	\$4.091	\$0.085
May'11	\$4.030	\$4.030	\$4.125	\$0.082
Jun'11	\$4.095	\$4.095	\$4.183	\$0.080
Jul'11	\$4.170	\$4.170	\$4.253	\$0.078

Crude Oil Nymex Trading 10/28/10

Month	High	Low	Last	Change
Dec'10	\$82.180	\$82.180	\$82.180	\$0.240
Jan'11	\$82.940	\$82.940	\$82.940	\$0.270
Feb'11	\$83.570	\$83.570	\$83.570	\$0.290
Mar'11	\$84.080	\$84.080	\$84.080	\$0.290
Apr'11	\$84.520	\$84.520	\$84.520	\$0.300
May'11	\$84.910	\$84.910	\$84.910	\$0.290
Jun'11	\$85.230	\$85.230	\$85.230	\$0.280
Jul'11	\$85.540	\$85.540	\$85.540	\$0.280

November Indices

November Nymex - \$3.292
Columbia Gas Transmission- TBD
Dominion Transmission- TBD
*Indices are the first of the month Index as published by Inside F.E.R.C.'s Gas Market Report.

Natural Gas Nymex Strip Prices

Strip	High	Low	Last	Change
6 mo	\$4.069	\$4.069	\$4.086	\$0.098
12 mo	\$4.146	\$4.146	\$4.190	\$0.087
Winter 10 -11	\$4.073	\$4.073	\$4.074	\$0.106
Summer 11	\$4.152	\$4.152	\$4.227	\$0.079