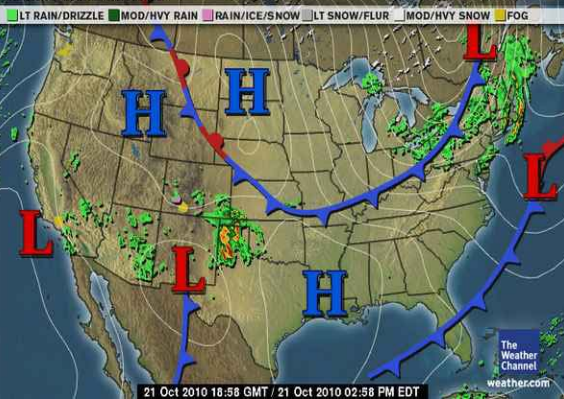




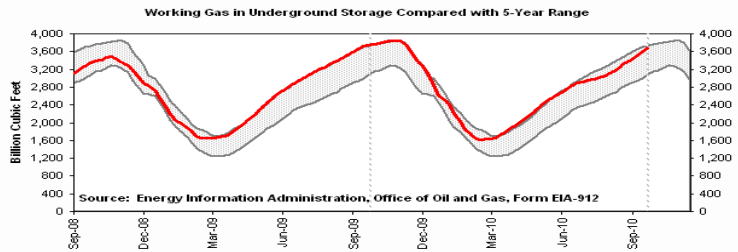
Market Update & Outlook

Current Surface


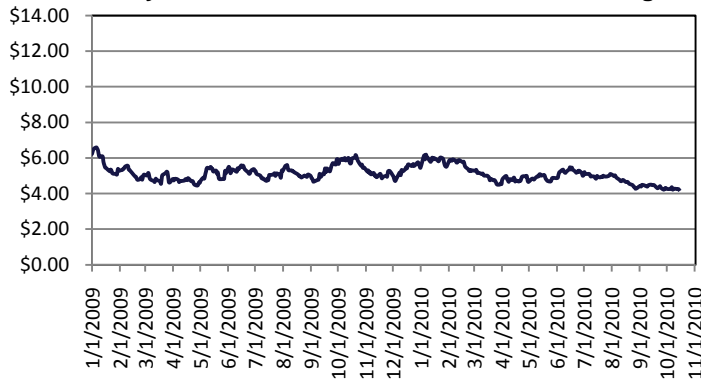


Weather: A cold front drops through the region bringing showers to New England, New York, Pennsylvania and most of New Jersey. Some of the showers could contain briefly heavy downpours in northern New York and northern New England. Lighter rain is expected elsewhere. Colder air moves in behind the cold front changing the rain over to snow in the mountains of northern New York and northern New England during the late afternoon and evening hours. Light accumulations of snow are possible before the snow ends during the overnight. The remainder of the region should be dry with partly to mostly cloudy skies in Maryland, Delaware, northern Virginia and northern West Virginia. Mostly sunny skies are expected in southern Virginia and southern West Virginia. High temperatures should be in the middle 40s to lower 50s in northern New England, northern and western New York and western Pennsylvania. In southern New England, southeastern New York, eastern Pennsylvania and New Jersey temperatures should reach the middle 50s to middle 60s. Elsewhere high temperatures should be in the upper 60s to middle 70s.

Storage to compare with 5 year range: Working gas in storage was 3,683 Bcf as of Friday, October 15, 2010, according to EIA estimates. This represents a net increase of 93 Bcf from the previous week. Stocks were 48 Bcf less than last year at this time and 286 Bcf above the 5-year average of 3,397 Bcf. In the East Region, stocks were 60 Bcf above the 5-year average following net injections of 51 Bcf.



Nymex Natural Gas 12 Month Forward Average



Market Watch: At the NYMEX, the price of the November 2010 futures contract declined \$0.157, to end trading at \$3.539 per MMBtu yesterday. During the same report week last year, settlement prices of the near-month (November 2009) contract ranged between \$4.436 per MMBtu and \$5.161 per MMBtu. Compared with last year, the difference between the spot and future price has narrowed substantially. This week, the differential between the Henry Hub spot price and the near-month contract averaged about \$0.10 cents; for the corresponding week last year the differential averaged \$0.59 cents. This week, the 12-month strip (the average of all futures contracts between November 2010 and October 2011) fell almost \$0.13 cents, from \$4.269 per MMBtu last week to \$4.140 per MMBtu. Declines in the 12 contracts ranged from between \$0.12 cents and close to \$0.16 cents, with the larger declines occurring at the front end of the strip.

Natural Gas Nymex Trading 10/21/10

Month	High	Low	Last	Change
Nov'10	\$3.365	\$3.365	\$3.368	(\$0.171)
Dec'10	\$3.840	\$3.745	\$3.750	(\$0.143)
Jan'11	\$4.018	\$4.018	\$4.018	(\$0.126)
Feb'11	\$4.056	\$4.056	\$4.056	(\$0.125)
Mar'11	\$4.016	\$4.016	\$4.016	(\$0.125)
Apr'11	\$3.992	\$3.992	\$3.992	(\$0.120)
May'11	\$4.028	\$4.028	\$4.028	(\$0.117)
Jun'11	\$4.088	\$4.088	\$4.088	(\$0.113)

Crude Oil Nymex Trading 10/21/10

Month	High	Low	Last	Change
Dec'10	\$81.800	\$81.800	\$80.560	(\$1.980)
Jan'11	\$81.700	\$81.600	\$81.330	(\$1.930)
Feb'11	\$81.940	\$81.940	\$81.940	(\$1.900)
Mar'11	\$82.460	\$82.460	\$82.460	(\$1.850)
Apr'11	\$82.900	\$82.900	\$82.900	(\$1.800)
May'11	\$83.280	\$83.280	\$83.280	(\$1.760)
Jun'11	\$83.610	\$83.610	\$83.610	(\$1.730)
Jul'11	\$83.910	\$83.910	\$83.910	(\$1.700)

October Indices

October Nymex - \$3.837
Columbia Gas Transmission- \$3.910
Dominion Transmission- \$3.910
*Indices are the first of the month Index as published by Inside F.E.R.C.'s Gas Market Report.

Natural Gas Nymex Strip Prices

Strip	High	Low	Last	Change
6 mo	\$3.881	\$3.865	\$3.867	(\$0.135)
12 mo	\$4.023	\$4.016	\$4.016	(\$0.124)
Winter 10 -11	\$3.859	\$3.840	\$3.842	(\$0.138)
Summer 11	\$4.141	\$4.141	\$4.141	(\$0.114)