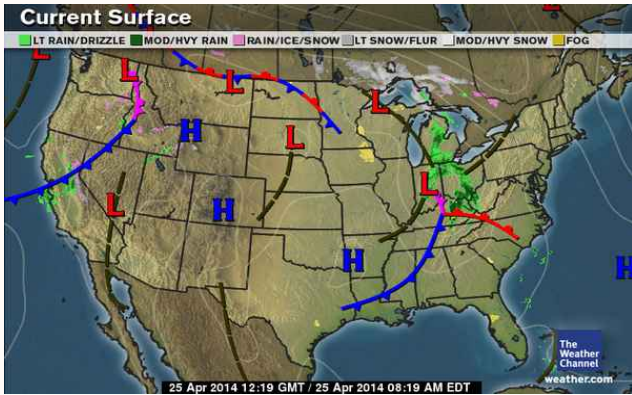




Market Update & Outlook



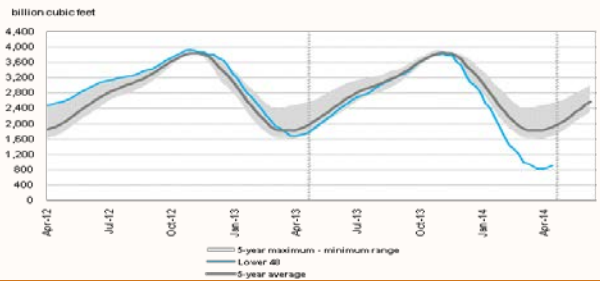
Weather:

- Rain is on the way, but most areas from Upstate New York through New England will have a dry Friday.
- Rain showers overtake much of Pennsylvania to northern New Jersey southward to Maryland and Virginia late today.
- Today's highs only in the 40s and low 50s in northernmost sections of New England.
- Highs in the 60s across much of Upstate New York (except for the immediate lake shores) down through the Middle Atlantic region.
- A wet start to the weekend as rain spreads across New York and New England tonight into early Saturday.
- Showers and even some high elevation snow linger for northern New England on Sunday.

Storage to compare with 5 year range:

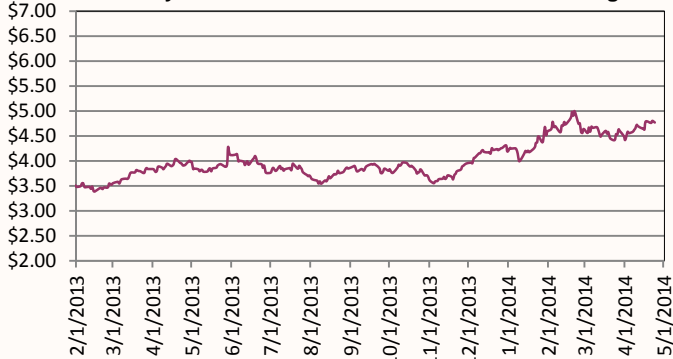
Working gas in storage was 899 Bcf as of Friday, April 18, 2014, according to EIA estimates. This represents a net increase of 49 Bcf from the previous week. Stocks were 831 Bcf less than last year at this time and 1,008 Bcf below the 5-year average of 1,907 Bcf. In the East Region, stocks were 470 Bcf below the 5-year average following net injections of 17 Bcf.

Working gas in underground storage compared with the 5-year maximum and minimum



Source: U.S. Energy Information Administration

Nymex Natural Gas 12 Month Forward Average



Market Watch: Nymex increases. The price of the near-month (May 2014) contract at the Nymex increased from \$4.530/MMBtu last Wednesday to \$4.730/MMBtu yesterday. The price of the 12-month strip (the 12 contracts between May 2014 and April 2015) fell from \$4.598/MMBtu last Wednesday to \$4.763/MMBtu yesterday.

Check out our new website at www.rileynaturalgas.com

Natural Gas Nymex Trading 04/24/14

Month	High	Low	Last	Change
May'14	\$4.805	\$4.674	\$4.705	(\$0.032)
Jun'14	\$4.818	\$4.691	\$4.723	(\$0.032)
Jul'14	\$4.847	\$4.724	\$4.755	(\$0.027)
Aug'14	\$4.840	\$4.722	\$4.751	(\$0.029)
Sep'14	\$4.814	\$4.701	\$4.728	(\$0.024)
Oct'14	\$4.820	\$4.707	\$4.734	(\$0.030)
Nov'14	\$4.862	\$4.755	\$4.771	(\$0.030)
Dec'14	\$4.953	\$4.858	\$4.874	(\$0.033)

Crude Oil Nymex Trading 04/24/14

Month	High	Low	Last	Change
Jun '14	\$102.35	\$101.40	\$101.94	\$0.49
Jul '14	\$101.73	\$100.84	\$101.35	\$0.48
Aug '14	\$100.92	\$100.14	\$100.58	\$0.46
Sep '14	\$100.00	\$99.33	\$99.73	\$0.46
Oct '14	\$99.09	\$98.46	\$98.86	\$0.42
Nov '14	\$98.21	\$97.77	\$98.02	\$0.33
Dec '14	\$97.47	\$96.77	\$97.24	\$0.39
Jan '15	\$96.55	\$96.17	\$96.43	\$0.42

April Indices

April Nymex - \$4.584
Columbia Gas Transmission- \$4.490
Dominion Transmission- \$4.200
Indices are the first of the month Index as published by Inside F.E.R.C.'s Gas Market Report.

Natural Gas Nymex Strip Prices

Strip	High	Low	Last	Change
6 mo	\$4.824	\$4.703	\$4.733	(\$0.029)
12 mo	\$4.823	\$4.718	\$4.742	(\$0.028)
Summer 14	\$4.824	\$4.703	\$4.733	(\$0.029)
Winter 14-15	\$4.933	\$4.840	\$4.858	(\$0.028)