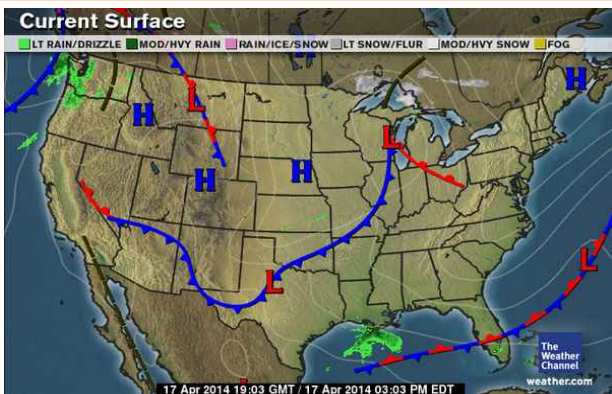




Market Update & Outlook



Weather:

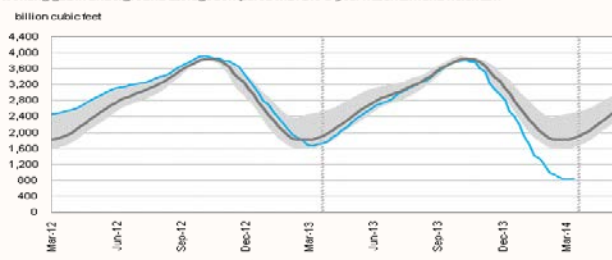
- Much of the region will enjoy a dry Friday.
- River flooding will ease across northern New England.
- Friday highs only in the 40s across much of new England and across parts of eastern New York.
- Highs in the 50s from western New York southeastward to the Middle Atlantic region.



Storage to compare with 5 year range:

Working gas in storage was 850 Bcf as of Friday, April 11, 2014, according to EIA estimates. This represents a net increase of 24 Bcf from the previous week. Stocks were 850 Bcf less than last year at this time and 1,010 Bcf below the 5-year average of 1,860 Bcf. In the East Region, stocks were 460 Bcf below the 5-year average following net injections of 6 Bcf.


Working gas in underground storage compared with the 5-year maximum and minimum



Nymex Natural Gas 12 Month Forward Average



Market Watch: Nymex declines slightly. The price of the near-month (May 2014) contract at the Nymex fell from \$4.586/MMBtu last Wednesday to \$4.530/MMBtu yesterday. The price of the 12-month strip (the 12 contracts between May 2014 and April 2015) fell from \$4.650/MMBtu last Wednesday to \$4.598/MMBtu yesterday.



Check out our new website at www.rileynaturalgas.com

Natural Gas Nymex Trading 04/17/14

Month	High	Low	Last	Change
May'14	\$4.746	\$4.484	\$4.741	\$0.201
Jun'14	\$4.759	\$4.500	\$4.754	\$0.197
Jul'14	\$4.784	\$4.541	\$4.780	\$0.186
Aug'14	\$4.776	\$4.542	\$4.771	\$0.181
Sep'14	\$4.752	\$4.525	\$4.747	\$0.175
Oct'14	\$4.759	\$4.536	\$4.754	\$0.169
Nov'14	\$4.791	\$4.578	\$4.791	\$0.165
Dec'14	\$4.900	\$4.683	\$4.896	\$0.163

Crude Oil Nymex Trading 04/17/14

Month	High	Low	Last	Change
May'14	\$104.78	\$103.54	\$104.30	\$0.58
Jun'14	\$103.92	\$102.75	\$103.37	\$0.44
Jul'14	\$102.99	\$101.88	\$102.40	\$0.31
Aug'14	\$101.98	\$100.96	\$101.38	\$0.23
Sep'14	\$100.88	\$99.87	\$100.31	\$0.19
Oct'14	\$99.80	\$98.98	\$99.25	\$0.12
Nov'14	\$98.80	\$97.87	\$98.24	\$0.05
Dec'14	\$97.83	\$96.95	\$97.30	\$0.17

April Indices

April Nymex - \$4.584
 Columbia Gas Transmission- \$4.490
 Dominion Transmission- \$4.200
 Indices are the first of the month Index as published by Inside F.E.R.C.'s Gas Market Report.



Natural Gas Nymex Strip Prices

Strip	High	Low	Last	Change
6 mo	\$4.763	\$4.521	\$4.758	\$0.185
12 mo	\$4.769	\$4.555	\$4.765	\$0.164
Summer 14	\$4.763	\$4.521	\$4.758	\$0.185
Winter 14-15	\$4.880	\$4.676	\$4.878	\$0.159