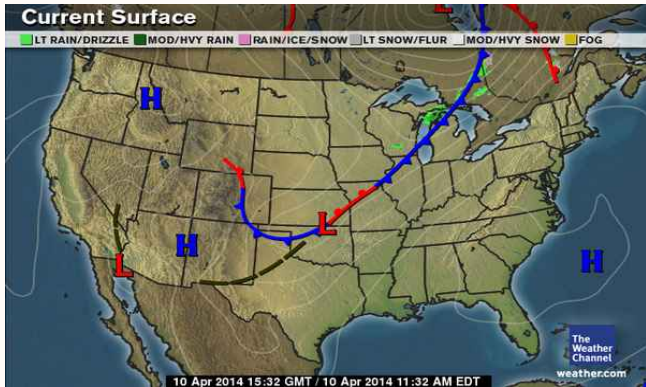




### Market Update & Outlook



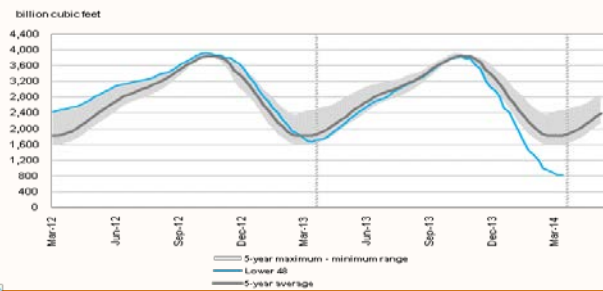
#### Weather:

- Most of the region will see dry conditions today.
- A few rain showers ahead of a cold front advance into northwest Pennsylvania and western New York by late afternoon and early evening.
- Some gusty winds across much of the region today, especially western PA to New England.
- Highs will be in the 50s and 60s across most of the region (with a few low 70s in the Mid-Atlantic).
- Rain showers will make it to the I-95 corridor from Boston to Washington DC on Friday.


#### Storage to compare with 5 year range:

Working gas in storage was 826 Bcf as of Friday, April 4, 2014, according to EIA estimates. This represents a net increase of 4 Bcf from the previous week. Stocks were 849 Bcf less than last year at this time and 997 Bcf below the 5-year average of 1,823 Bcf. In the East Region, stocks were 448 Bcf below the 5-year average following net withdrawals of 5 Bcf

Working gas in underground storage compared with the 5-year maximum and minimum



#### Nymex Natural Gas 12 Month Forward Average



**Market Watch: Nymex prices increase 22 cents.** After decreasing slightly last week, the Nymex May contract rose this week, from \$4.364/MMBtu on Wednesday, April 2, to \$4.586/MMBtu yesterday. The 12-month strip (the 12 contracts between May 2014 and April 2015) rose slightly, from \$4.454/MMBtu last Wednesday to \$4.624/MMBtu yesterday.

Check out our new website at [www.rileynaturalgas.com](http://www.rileynaturalgas.com)

#### Natural Gas Nymex Trading 04/10/14

Month	High	Low	Last	Change
May'14	\$4.703	\$4.522	\$4.655	\$0.060
Jun'14	\$4.713	\$4.533	\$4.671	\$0.068
Jul'14	\$4.739	\$4.569	\$4.709	\$0.074
Aug'14	\$4.728	\$4.568	\$4.704	\$0.072
Sep'14	\$4.705	\$4.544	\$4.678	\$0.068
Oct'14	\$4.713	\$4.553	\$4.684	\$0.064
Nov'14	\$4.750	\$4.601	\$4.721	\$0.076
Dec'14	\$4.695	\$4.540	\$4.686	\$0.095

#### Crude Oil Nymex Trading 04/10/14

Month	High	Low	Last	Change
May'14	\$103.81	\$103.10	\$103.40	(\$0.30)
Jun'14	\$102.84	\$102.12	\$102.38	(\$0.37)
Jul'14	\$101.85	\$101.15	\$101.39	(\$0.37)
Aug'14	\$100.76	\$100.15	\$100.37	(\$0.40)
Sep'14	\$99.68	\$99.16	\$99.37	(\$0.35)
Oct'14	\$98.66	\$98.24	\$98.38	(\$0.31)
Nov'14	\$97.70	\$97.25	\$97.44	(\$0.30)
Dec'14	\$96.81	\$96.26	\$96.54	(\$0.30)

#### April Indices

April Nymex - \$4.584

Columbia Gas Transmission- \$4.490

Dominion Transmission- \$4.200

Indices are the first of the month Index as published by Inside F.E.R.C.'s Gas Market Report.

#### Natural Gas Nymex Strip Prices

Strip	High	Low	Last	Change
6 mo	\$4.717	\$4.548	\$4.684	\$0.068
12 mo	\$4.721	\$4.576	\$4.694	\$0.064
Summer 14	\$4.717	\$4.548	\$4.684	\$0.068
Winter 14-15	\$4.823	\$4.694	\$4.805	\$0.066